

Overview

The SITRANS P Compact pressure transmitter is designed for the special requirements of the food, pharmaceutical and biotechnology industries.

The use of high-grade materials guarantees compliance with hygiene regulations.

Particular value has been placed on a high surface quality. The system can be electropolished in addition.

A further important feature is the hygiene-based design of the process connection by means of various aseptic connections.

The completely welded stainless steel housing can be designed up to degree of protection IP67.

Using appropriate thermal decouplers, the SITRANS P Compact pressure transmitter can be used for process temperatures up to 200 °C (392 °F).

Benefits

- Measuring ranges from 0 to 160 mbar (0 to 2.32 psi) to 0 to 40 bar (0 to 580 psi)
- Linearity error including hysteresis < +0.2 % of full-scale value
- Piezo-resistive measurement system, vacuum-proof and over-load-proof
- Hygiene-based design according to EHEDG, FDA and GMP recommendations
- Material and surface quality according to hygiene requirements
- Wetted parts made of stainless steel; completely welded
- Signal output 4 to 20 mA (0 to 20 mA as option)
- Stainless steel housing with degree of protection IP65 (IP67 as option)
- Process temperature up to 200 °C (392 °F)
- Explosion protection II 2G Ex [ib] IIC T6 to ATEX
- Easy and safe to clean

Application

The SITRANS P Compact pressure transmitter is designed for the special requirements of the food, pharmaceutical and biotechnology industries.

The use of high-grade materials guarantees compliance with hygiene regulations.

The SITRANS P Compact pressure transmitter is available in many versions. Exact adaptation of the pressure transmitter to conditions at the place of use is thus possible

Design

The electronics is potted to protect it against moisture, corrosive atmospheres and vibration.

Notes on operating the pressure transmitterCompensation of internal atmospheric pressure

Compensation of the internal atmospheric pressure of the SITRANS P Compact pressure transmitters is performed as follows:

- in the plug versions by means of the screwed gland (IP65)
- in the field housings by means of an integral sintered filter (IP65) or a vented cable (IP67)
- in versions with cable outlet by means of a vented cable (IP67)

In the absolute pressure range there is no need for compensation with respect to atmospheric pressure.

Note: These degrees of protection are only achieved under the following conditions:

- if the pressure transmitter is installed correctly
- if the screwed glands are securely tightened
- if the cable diameters agree with the nominal diameters of the gaskets in the housing

Note: The integral EMC measures are only effective if the earth connection is made correctly.

CE marking

The CE marking of the pressure transmitter certifies compliance with the guidelines of the European Council (9/336/EC), the EMC law (13.11.1992), as well as the applicable generic standards.

Interference-free operation in systems and plants is achieved only if the specifications for shielding, earthing, cable routing and electrical isolation are observed during installation and assembly.

Hazardous areas

Note: Electrical equipment in hazardous areas must only be installed and operated by trained personnel.

Modifications to units and connections result in cancellation of the explosion protection and guarantee.

With intrinsically-safe circuits, make sure that equipotential bonding exists throughout the complete cabling inside and outside of the hazardous area. The limits specified in the ATEX approval must be observed.

Pressure Measurement

Single-range transmitters for general applications

SITRANS P Compact for gauge and absolute pressure

1

Function

The process pressure acts on a piezo-resistive semiconductor measuring bridge through a remote seal and a transmission liquid. The pressure transmitter converts the pressure values into a load-independent current.

A compensation network makes the output signal largely independent of the ambient temperature. As a result of a specially adapted remote seal connection with minimized volume, the influence of the process temperature on the output signal is greatly reduced compared to a conventional screw connection.

The pressure transmitters can be powered with a non-regulated DC voltage of 10 to 30 V. Output signals common to measuring technology are available.

Technical specifications

Pressure transmitters for food, pharmaceuticals and biotechnology

Mode of operation

Measuring principle piezo-resistive

Input

Measured variable gauge or absolute pressure
 Measuring range 0 ... 160 mbar (0 ... 2.32 psi)
 ...
 0 ... 40 bar (0 ... 580 psi)

Output

Output signal
 • 2-wire system 4 ... 20 mA
 • Three-wire system 0 ... 20 mA

Measuring accuracy

Acc. to IEC 60770-1
 Error in measurement at limit setting incl. hysteresis and reproducibility $\leq 0.2\%$ of full-scale value
 Adjustment accuracy $\leq \pm 0.2\%$ of full-scale value
 Step response time < 20 ms
Influence of ambient temperature
 On the enclosure
 • Zero point $< 0.2\%$ /10 K of full-scale value
 • Measuring span $< 0.2\%$ /10 K of full-scale value
 On the process connection (remote seals)
 • Flange remote seal
 - DN 25 / 1" 4.8 mbar/10 K (0.069 psi/10 K)
 - DN 32 / 1¼" 2.3 mbar/10 K (0.033 psi/10 K)
 - DN 40 / 1½" 1.6 mbar/10 K (0.023 psi/10 K)
 - DN 50 / 2" 0.6 mbar/10 K (0.009 psi/10 K)
 • Clamp-on seal
 - DN 25 / 1" 9.5 mbar/10 K (0.14 psi/10 K)
 - DN 32 / 1¼" 4.1 mbar/10 K (0.06 psi/10 K)
 - DN 40 / 1½" 3.9 mbar/10 K (0.05 psi/10 K)
 - DN 50 / 2" 3.9 mbar/10 K (0.05 psi/10 K)

The zero error specified for the process connection should be considered as a guideline for a standard design. We will produce a detailed system calculation on request. Systems with reduced remote seal errors are available on request.

Rated conditions

Installation conditions
 • Mounting position Any, vertical as standard
 Ambient conditions
 • Ambient temperature -10 ... +70 °C (14 ... 158 °F)
 • Storage temperature -10 ... +90 °C (14 ... 194 °F)
 • Process temperature Max. 200 °C (392 °F), depending on design
 • Degree of protection (to EN 60529) IP65, optional IP67
 • Electromagnetic Compatibility
 - Emitted interference To EN 50081 Part 1, issue 1993 (residential and industrial areas). The unit has no own emissions.
 - Noise immunity to EN 50082 Part 2, issue March 1995 (industrial areas)

Design

Weight (without remote seal)
 • Field enclosure ≈ 460 G (≈ 1.01 lb)
 • Enclosure with plug ≈ 200 g (≈ 0.44 lb)
 Enclosure
 • Designs
 • Field housing IP65 or IP67, with screwed gland
 • Angled plug DIN 43650, IP65
 • Cable connection, IP67
 • Round plug connector M12, IP65
 • Material Stainless steel, mat. no. 1.4404/316L/1.4305
 Material of union nut Polyamide (with electrical connection using plug or cable)
 Electronics unit potted with silicone
 Internal ventilation for measuring ranges < 16 bar (< 232 psi), through housing thread or connection cable depending on design
 Process connection
 • Versions See ordering data
 • Material of coupling Stainless steel, mat. no. 1.4404/316L

Power supply

Terminal voltage on transmitter 10 ... 30 V DC
 Rated voltage 24 V DC

Certificates and approvals

Classification according to pressure equipment directive (PED 97/23/EC) For gases of fluid group 1 and liquids of fluid group 1; complies with the requirements of article 3, paragraph 1 (appendix 1); assigned to category III, conformity evaluation module H by the TÜV Nord
 Explosion protection
 • Intrinsic safety "i"
 - Marking TÜV 03 ATEX 2099 X
 Ex II 2G Ex ib IIC T6

Pressure Measurement

Single-range transmitters for general applications

SITRANS P Compact for gauge and absolute pressure

1

Selection and Ordering data	Article No.	Ord. code	Selection and Ordering data	Article No.	Ord. code
SITRANS P Compact pressure transmitters for pressure and absolute pressure with diaphragm flush at front 2-wire system Process temperature up to 140 °C (284 °F) Accuracy: 0.2 % of full-scale value Output 4 ... 20 mA ↗ Click on the Article No. for the online configuration in the PIA Life Cycle Portal.	7MF8010-		SITRANS P Compact pressure transmitters for pressure and absolute pressure with diaphragm flush at front 2-wire system Process temperature up to 140 °C (284 °F) Accuracy: 0.2 % of full-scale value Output 4 ... 20 mA	7MF8010-	
Diaphragm seal with quick-release clamp Milk pipe union to DIN 11851 with slotted union nut <ul style="list-style-type: none"> • DN 25 • DN 32 • DN 40 • DN 50 • DN 65 Milk pipe union to DIN 11851 with threaded socket <ul style="list-style-type: none"> • DN 25 • DN 32 • DN 40 • DN 50 • DN 65 Clamp connection to DIN 32676 <ul style="list-style-type: none"> • DN 25 • DN 40 • DN 50 Clamp connection to ISO 2852 <ul style="list-style-type: none"> • 1 inch • 1½ inch • 2 inch • 2½ inch IDF standard with slotted union nut <ul style="list-style-type: none"> • 1 inch • 1½ inch • 2 inch IDF standard with threaded socket <ul style="list-style-type: none"> • 1 inch • 1½ inch • 2 inch SMS standard with slotted union nut <ul style="list-style-type: none"> • 1 inch • 1½ inch • 2 inch SMS standard with threaded socket <ul style="list-style-type: none"> • 1 inch • 1½ inch • 2 inch DRD flange, without welding-type flange <ul style="list-style-type: none"> • DN 50, PN 40 Varivent connection (Tuchenhausen) <ul style="list-style-type: none"> • D = 50, for Varivent housing DN 25 and 1 inch • D = 68, for Varivent housing DN 40 ... DN 125 and 1½ ... 6 inch Special version (add Order code and plain text)	1 AD AE AF AG AH BD BE BF BG BH CD CF CG DM DN DP DQ EM EN EP FM FN FP GM GN GP HM HN HP JH KF KL ZA	J 1 Y M 1 Y	Diaphragm seal with aseptic connection Aseptic screwed gland to DIN 11864-1, form A, with slotted union nut <ul style="list-style-type: none"> • 1 inch • 1½ inch • 2 inch • 2½ inch Aseptic screwed gland to DIN 11864-1, form A with threaded socket <ul style="list-style-type: none"> • 1 inch • 1½ inch • 2 inch • 2½ inch Aseptic screwed NEUMO with slotted union nut ¹⁾ <ul style="list-style-type: none"> • DN 25 • DN 32 • DN 40 • DN 50 Aseptic screwed NEUMO with threaded socket ¹⁾ <ul style="list-style-type: none"> • DN 25 • DN 32 • DN 40 • DN 50 Aseptic screwed NEUMO with clamp connection, form R ¹⁾ <ul style="list-style-type: none"> • DN 25 • DN 32 • DN 40 • DN 50 Aseptic screwed NEUMO with clamp connection, form V ¹⁾ <ul style="list-style-type: none"> • DN 25 • DN 32 • DN 40 • DN 50 Male thread DIN 3852 Form A <ul style="list-style-type: none"> • G½", min. meas. span 1.6 bar (23.2 psi) • G¾", min. meas. span 1 bar (14.5 psi) • G1", min. meas. span 0.4 bar (5.8 psi) • G1½", min. meas. span 0.25 bar (3.63 psi) • G2", min. meas. span 0.16 bar (2.32 psi) Special version (add Order code and plain text)	1 PM PN PP PQ QM QN QP QQ RD RE RF RG SD SE SF SG TD TE TF TG UD UE UF UG XA XB XC XD XE ZA	J 1 Y L 1 Y M 1 Y
Filling liquid Food oil, FDA-listed Medicinal white oil Special version (add Order code and plain text)	3 2 9	L 1 Y	Filling liquid Food oil, FDA-listed Medicinal white oil Special version (add Order code and plain text)	3 2 9	L 1 Y
Output signal 4 ... 20 mA Special version (add Order code and plain text)	1 9	M 1 Y	Output signal 4 ... 20 mA Special version (add Order code and plain text)	1 9	M 1 Y

¹⁾ Please specify as well:
 Connections for pipes: R01, R02 or R03, see table "Further designs" on next page

Pressure Measurement

Single-range transmitters for general applications

SITRANS P Compact for gauge and absolute pressure

1

Selection and Ordering data

SITRANS P Compact pressure transmitters for pressure and absolute pressure with diaphragm flush at front

2-wire system
Process temperature up to 140 °C (284 °F)
Accuracy: 0.2 % of full-scale value
Output 4 ... 20 mA

Housing design (stainless steel mat. No. 1.4404/316L) / electr. connection

Housing with angled plug to DIN 43650, IP65

Housing with round plug M12, IP65, union nut made of polyamide

Housing with round plug M12, IP65, union nut made of stainless steel

Stainless steel field housing (small) with cable gland, IP65

Stainless steel field housing (small) with cable gland, IP67

Internal ventilation for measuring ranges < 10 bar (< 145 psi)

Measured range Overload pressure

0 ... 160 mbar (0 ... 2.32 psi)	2 bar (29 psi)	BB
0 ... 250 mbar (0 ... 3.63 psi)	2 bar (29 psi)	BC
0 ... 400 mbar (0 ... 5.8 psi)	6 bar (87 psi)	BD
0 ... 600 mbar (0 ... 8.7 psi)	6 bar (87 psi)	BE
0 ... 1 bar (0 ... 14.5 psi)	10 bar (145 psi)	CA
0 ... 1.6 bar (0 ... 23.2 psi)	10 bar (145 psi)	CB
0 ... 2.5 bar (0 ... 36.3 psi)	16 bar (232 psi)	CC
0 ... 4 bar (0 ... 58 psi)	16 bar (232 psi)	CD
0 ... 6 bar (0 ... 87 psi)	30 bar (435 psi)	CE
0 ... 10 bar (0 ... 145 psi)	30 bar (435 psi)	DA
0 ... 16 bar (0 ... 232 psi)	50 bar (725 psi)	DB
0 ... 25 bar (0 ... 363 psi)	50 bar (725 psi)	DC
0 ... 40 bar (0 ... 580 psi)	70 bar (1015 psi)	DD
-160 ... 0 mbar (-2.32 ... 0 psi)	2 bar (29 psi)	EB
-250 ... 0 bar (-3.73 ... 0 psi)	2 bar (29 psi)	EC
-400 ... 0 bar (-5.8 ... 0 psi)	6 bar (87 psi)	ED
-600 ... 0 bar (-8.7 ... 0 psi)	6 bar (87 psi)	EE
-1 ... 0 bar (-14.5 ... 0 psi)	10 bar (145 psi)	FA
-1 ... 0.6 bar (-14.5 ... 8.7 psi)	10 bar (145 psi)	FB
-1 ... 1.5 bar (-14.5 ... 21.8 psi)	16 bar (232 psi)	FC
-1 ... 3 bar (-14.5 ... 43.5 psi)	16 bar (232 psi)	FD
-1 ... 5 bar (-14.5 ... 72.5 psi)	30 bar (435 psi)	FE

Article No.

Ord. code

7MF8010-

1

Selection and Ordering data

SITRANS P Compact pressure transmitters for pressure and absolute pressure with diaphragm flush at front

2-wire system
Process temperature up to 140 °C (284 °F)
Accuracy: 0.2 % of full-scale value
Output 4 ... 20 mA

Measured range

(continued)

-1 ... +9 bar
(-14.5 ... +130.5 psi)

-1 ... +15 bar
(-14.5 ... +217.6 psi)

0 ... 1 bar a
(0 ... 14.5 psia)

0 ... 1.6 bar a
(0 ... 23.2 psia)

0 ... 2.5 bar a
(0 ... 36.3 psia)

0 ... 4 bar a
(0 ... 58 psia)

0 ... 6 bar a
(0 ... 87 psia)

0 ... 10 bar a
(0 ... 145 psia)

Special version
(add Order code and plain text)

Explosion protection

without

with, to ATEX 100a, II 2 G, Ex ib IIC T6

Further designs

Please add "-Z" to Article No. and specify Order code

Hygiene version

Roughness of process connection:

Foil $R_a < 0.8 \mu\text{m}$ ($3.15 \cdot 10^{-8}$ inch);

Welded seams $R_a < 1.5 \mu\text{m}$

($5.9 \cdot 10^{-8}$ inch)

Integral cooling element

Process temperature max. 200 °C
(392 °F) instead of 140 °C (284 °F)

Connections for pipe

Pipes to DIN 11850

ISO pipes to DIN 2463

Pipes to O. D. Tubing "BS 4825 Part 1"

Certificates

Quality inspection certificate
(Factory calibration) to IEC 60770-2

Inspection certificate to EN 10204-3.1

Use of FDA-listed remote seal filling liquids certified by test report to EN 10204-2.2

Roughness depth measurement R_a certified by test report to EN 10204-3.1

Certification to EHEDG for clamp-on seals with aseptic screwed gland to DIN 11864

Article No.

Ord. code

7MF8010-

1

GA

GB

HA

HB

HC

HD

HE

JA

ZA

P1Y

1

2

Order code

P01

K01

R01

R02

R03

C11

C12

C17

C18

C19

Pressure Measurement

Single-range transmitters for general applications

SITRANS P Compact for gauge and absolute pressure

1

Selection and Ordering data	Article No.	Ord. code	Selection and Ordering data	Article No.	Ord. code
SITRANS P Compact pressure transmitters for pressure and absolute pressure with clamp-on remote seal 2-wire system Process temperature up to 140 °C (284 °F) Accuracy: 0.2 % of full-scale value Output 4 ... 20 mA ↗ Click on the Article No. for the online configuration in the PIA Life Cycle Portal.	7MF8010-		SITRANS P Compact pressure transmitters for pressure and absolute pressure with clamp-on remote seal 2-wire system Process temperature up to 140 °C (284 °F) Accuracy: 0.2 % of full-scale value Output 4 ... 20 mA	7MF8010-	
Clamp-on remote seal (screwed gland at both ends) with quick-release clamps Milk pipe union to DIN 11851 with threaded socket • DN 25 • DN 32 • DN 40 • DN 50 • DN 65 Clamp connection to DIN 32676 • DN 25 • DN 32 • DN 40 • DN 50 • DN 65 Clamp connection to ISO 2852 ¹⁾ • 1 inch • 1½ inch • 2 inch • 2½ inch Special version (add Order code and plain text)	AD AE AF AG AH CD CE CF CG CH DM DN DP DQ ZA		Clamp-on seal with aseptic connection Aseptic screwed gland to DIN 11864-1, form A with threaded socket • 1 inch • 1½ inch • 2 inch Aseptic screwed NEUMO with threaded socket ¹⁾ • DN 25 • DN 32 • DN 40 • DN 50 • DN 65 Aseptic screwed NEUMO with clamp connection, form R ¹⁾ • DN 25 • DN 32 • DN 40 • DN 50 Aseptic screwed gland SÜDMO with threaded socket W 501 • 1 inch • 1½ inch • 2 inch Aseptic screwed gland SÜDMO with clamp connection W 601 • 1 inch • 1½ inch • 2 inch Special version (add Order code and plain text)	QM QN QP SD SE SF SG SH TD TE TF TG VM VN VP WM WN WP ZA	
Filling liquid Food oil, FDA-listed Medicinal white oil Special version (add Order code and plain text)	3 2 9		Filling liquid Food oil, FDA-listed Medicinal white oil Special version (add Order code and plain text)	3 2 9	
Output signal 4 ... 20 mA Special version (add Order code and plain text)	1 9	J 1 Y M 1 Y	Output signal 4 ... 20 mA Special version (add Order code and plain text)	1 9	J 1 Y M 1 Y

¹⁾ Please note the internal diameter of the pipe. Please specify pipe classes (see "Further designs")

¹⁾ Please specify as well:
Connections for pipes: R01, R02 or R03, see table "Further designs" on next page

Pressure Measurement

Single-range transmitters for general applications

SITRANS P Compact for gauge and absolute pressure

1

Selection and Ordering data

Article No. Ord. code

SITRANS P Compact pressure transmitters for pressure and absolute pressure with clamp-on remote seal

7 MF 8 0 1 0 -

2-wire system

Process temperature up to 140 °C (284 °F)

Accuracy: 0.2 % of full-scale value

Output 4 ... 20 mA

2

Housing design (stainless steel mat. No. 1.4404/316L) / electr. connection

Housing with angled plug to DIN 43650, IP65, union nut made of polyamide

Housing with round plug M12, IP65, union nut made of polyamide

Housing with round plug M12, IP65, union nut made of stainless steel

Stainless steel field housing (small) with cable gland, IP65

Stainless steel field housing (small) with cable gland, IP67

Internal ventilation for measuring ranges < 10 bar (< 145 psi)

1

2

3

4

5

Measured range Overload pressure

0 ... 160 mbar 2 bar

(0 ... 2.32 psi) (29 psi)

0 ... 250 mbar 2 bar

(0 ... 3.63 psi) (29 psi)

0 ... 400 mbar 6 bar

(0 ... 5.8 psi) (87 psi)

0 ... 600 mbar 6 bar

(0 ... 8.7 psi) (87 psi)

0 ... 1 bar 10 bar

(0 ... 14.5 psi) (145 psi)

0 ... 1.6 bar 10 bar

(0 ... 23.2 psi) (145 psi)

0 ... 2.5 bar 16 bar

(0 ... 36.3 psi) (232 psi)

0 ... 4 bar 16 bar

(0 ... 58 psi) (232 psi)

0 ... 6 bar 30 bar

(0 ... 87 psi) (435 psi)

0 ... 10 bar 30 bar

(0 ... 145 psi) (435 psi)

0 ... 16 bar 50 bar

(0 ... 232 psi) (725 psi)

0 ... 25 bar 50 bar

(0 ... 363 psi) (725 psi)

0 ... 40 bar 70 bar

(0 ... 580 psi) (1015 psi)

-160 ... 0 mbar 2 bar

(-2.32 ... 0 psi) (29 psi)

-250 ... 0 bar 2 bar

(-3.73 ... 0 psi) (29 psi)

-400 ... 0 bar 6 bar

(-5.8 ... 0 psi) (87 psi)

-600 ... 0 bar 6 bar

(-8.7 ... 0 psi) (87 psi)

-1 ... 0 bar 10 bar

(-14.5 ... 0 psi) (145 psi)

-1 ... 0.6 bar 10 bar

(-14.5 ... 8.7 psi) (145 psi)

-1 ... 1.5 bar 16 bar

(-14.5 ... 21.8 psi) (232 psi)

-1 ... 3 bar 16 bar

(-14.5 ... 43.5 psi) (232 psi)

-1 ... 5 bar 30 bar

(-14.5 ... 72.5 psi) (435 psi)

BB

BC

BD

BE

CA

CB

CC

CD

CE

DA

DB

DC

DD

EB

EC

ED

EE

FA

FB

FC

FD

FE

Selection and Ordering data

Article No. Ord. code

SITRANS P Compact pressure transmitters for pressure and absolute pressure with clamp-on remote seal

7 MF 8 0 1 0 -

2-wire system

Process temperature up to 140 °C (284 °F)

Accuracy: 0.2 % of full-scale value

Output 4 ... 20 mA

2

Measured range Overload pressure (continued)

-1 ... 9 bar 30 bar
(-14.5 ... 130.5 psi) (435 psi)-1 ... 15 bar 50 bar
(-14.5 ... 217.6 psi) (725 psi)0 ... 1 bar a 10 bar a
(0 ... 14.5 psia) (145 psia)0 ... 1.6 bar a 10 bar a
(0 ... 23.2 psia) (145 psia)0 ... 2.5 bar a 16 bar a
(0 ... 36.3 psia) (232 psia)0 ... 4 bar a 16 bar a
(0 ... 58 psia) (232 psia)0 ... 6 bar a 30 bar a
(0 ... 87 psia) (435 psi)0 ... 10 bar a 30 bar a
(0 ... 145 psia) (435 psi)Special version
(add Order code and plain text)

Explosion protection

without

with, to ATEX 100a, II 2 G, Ex ib IIC T6

GA

GB

HA

HB

HC

HD

HE

JA

ZA

1

2

P 1 Y

Further designs

Please add "-Z" to Article No. and specify Order code

Order code

Hygiene version

Roughness of process connection:
Foil $R_a < 0.8 \mu\text{m}$ ($3.15 \cdot 10^{-8}$ inch);
Welded seams $R_a < 1.5 \mu\text{m}$
($5.9 \cdot 10^{-8}$ inch)

P01

Integral cooling element

Process temperature max. 200 °C
(392 °F) instead of 140 °C (284 °F)

K01

Connections for pipe

Pipes to DIN 11850

ISO pipes to ISO 2463

Pipes to O. D. Tubing "BS 4825 Part 1"

R01

R02

R03

Certificates

Quality inspection certificate
(Five-step factory calibration) to
IEC 60770-2

C11

Inspection certificate to EN 10204-3.1
Use of FDA-listed remote seal filling
liquids certified by test report
to EN 10204-2.2

C12

C17

Roughness depth measurement R_a
certified by test report
to EN 10204-3.1

C18

Certification to EHEDG for clamp-on
seals with aseptic screwed gland
to DIN 11864

C19

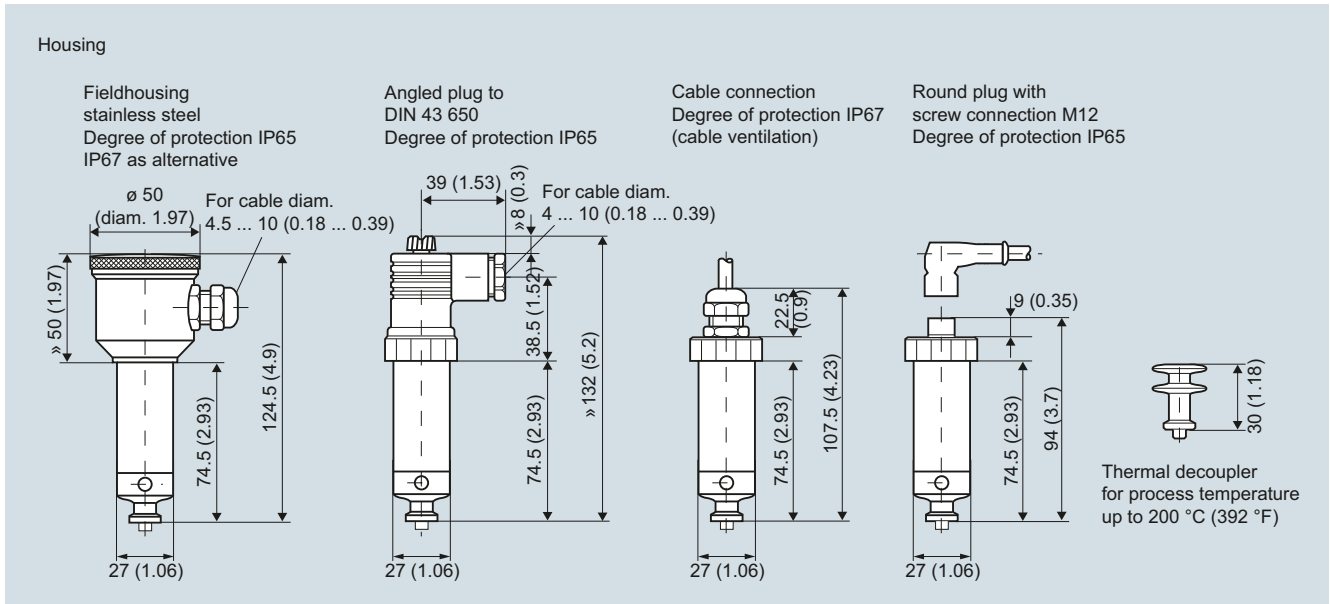
Pressure Measurement

Single-range transmitters for general applications

SITRANS P Compact for gauge and absolute pressure

1

Dimensional drawings

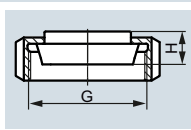


SITRANS P Compact, dimensions in mm (inch)

Process connections

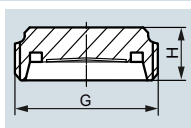
Diaphragm seal with quick-release clamp

Milk pipe union to DIN 11851 with slotted union nut



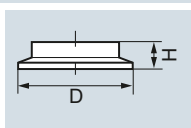
DN	PN	H mm (inch)	G
25	40	24 (0.95)	Rd. 52 x 1/6"
32	40	24 (0.95)	Rd. 58 x 1/6"
40	40	24 (0.95)	Rd. 65 x 1/6"
50	25	25.1 (0.99)	Rd. 78 x 1/6"
65	25	28.6 (1.13)	Rd. 95 x 1/6"

Milk pipe union to DIN 11851 with threaded socket



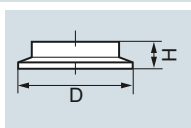
DN	PN	H mm (inch)	G
25	40	-	Rd. 52 x 1/6"
32	40	20 (0.79)	Rd. 58 x 1/6"
40	40	20 (0.79)	Rd. 65 x 1/6"
50	25	20 (0.79)	Rd. 78 x 1/6"
65	25	22 (0.87)	Rd. 95 x 1/6"

Clamp connection to DIN 32676



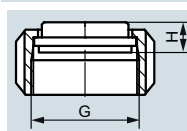
DN	PN	H mm (inch)	D mm (inch)
25	16	14 (0.55)	50.5 (2)
40	16	14 (0.55)	50.5 (2)
50	16	14 (0.55)	64 (2.52)

Clamp connection to ISO 2852



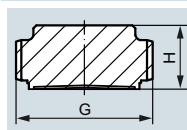
DN	PN	H mm (inch)	D mm (inch)
1"	16	14 (0.55)	50.5 (2)
1½"	16	12 (0.47)	50.5 (2)
2"	16	14 (0.55)	64 (2.52)
2½"	16	14 (0.55)	77.5 (3.05)

IDF standard with slotted union nut



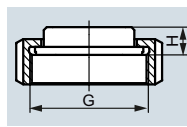
DN	PN	H mm (inch)	G inch (IDF thread)
1"	40	21 (0.83)	1"
1½"	40	13.5 (0.53)	1½"
2"	25	15 (0.59)	2"

IDF standard with threaded socket



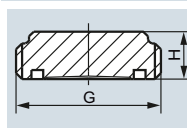
DN	PN	H mm (inch)	G inch (IDF thread)
1"	40	21 (0.83)	1"
1½"	40	13.5 (0.53)	1½"
2"	25	15 (0.59)	2"

SMS standard with slotted union nut



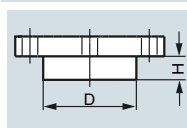
DN	PN	H mm (inch)	G
1"	40	16 (0.63)	Rd 40 x 1.6"
1½"	40	16 (0.63)	Rd 60 x 1.6"
2"	25	16 (0.63)	Rd 70 x 1.6"

SMS standard with threaded socket



DN	PN	H mm (inch)	G
1"	40	16 (0.63)	Rd 40 x 1.6"
1½"	40	20 (0.79)	Rd 60 x 1.6"
2"	25	20 (0.79)	Rd 70 x 1.6"

DRD flange, without welding-type flange



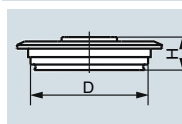
DN	PN	H mm (inch)	D mm (inch)
50	40	16.7 (0.66)	65.5 (2.58)

Pressure Measurement

Single-range transmitters for general applications

SITRANS P Compact for gauge and absolute pressure

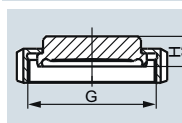
Varivent connection



DN	PN	H mm (inch)	D mm (inch)
25	25	19 (0.75)	50 (1.97)
40 ... 125	25/10	19 (0.75)	68 (2.68)

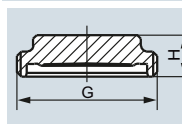
Diaphragm seal with aseptic connection

Aseptic screwed gland to DIN 11864-1, form A, with slotted union nut



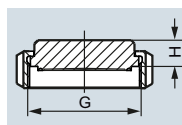
DN	PN	H mm (inch)	G
1"	40	20 (0.79)	Rd 52 x 1/6"
1½"	40	20 (0.79)	Rd 58 x 1/6"
2"	25	20 (0.79)	Rd 65 x 1/6"
2½"	25	20 (0.79)	Rd 78 x 1/6"

Aseptic screwed gland to DIN 11864-1, form A, with threaded socket



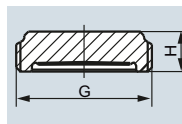
DN	PN	H mm (inch)	G
1"	40	15 (0.59)	Rd 52 x 1/6"
1½"	40	15 (0.59)	Rd 58 x 1/6"
2"	25	15 (0.59)	Rd 65 x 1/6"
2½"	25	15 (0.59)	Rd 78 x 1/6"

Aseptic screwed NEUMO BioConnect with slotted union nut



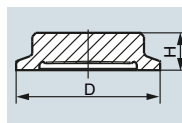
DN	PN	H mm (inch)	G
25	16	15 (0.59)	M 42 x 2
32	16	15 (0.59)	M 52 x 2
40	16	15 (0.59)	M 56 x 2
50	16	15 (0.59)	M 68 x 2

Aseptic screwed NEUMO BioConnect with threaded socket



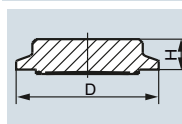
DN	PN	H mm (inch)	G
25	16	20 (0.79)	M 42 x 2
32	16	20 (0.79)	M 52 x 2
40	16	20 (0.79)	M 56 x 2
50	16	20 (0.79)	M 68 x 2

Aseptic screwed NEUMO BioConnect with clamp connection, form R



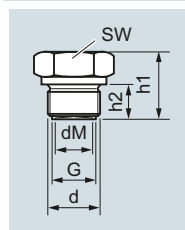
DN	PN	H mm (inch)	D mm (inch)
25	40	20 (0.79)	50.5 (2)
32	40	20 (0.79)	50.5 (2)
40	40	20 (0.79)	64 (2.52)
50	25	20 (0.79)	77.4 (3.05)

Aseptic screwed NEUMO BioConnect with clamp connection, form V



DN	PN	H mm (inch)	D mm (inch)
25	40	15 (0.59)	50.5 (2)
32	40	15 (0.59)	50.5 (2)
40	40	15 (0.59)	64 (2.52)
50	25	15 (0.59)	77.4 (3.05)

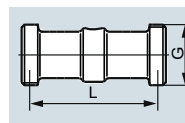
Male thread DIN 3852, form A



G	d mm (inch)	d _M mm (inch)	h ₁ mm (inch)	h ₂ mm (inch)	SW mm (inch)
G½A	26 (1.02)	17.5 (0.69)	27 (1.06)	14 (0.55)	27 (1.06)
G¾A	32 (1.26)	22.6 (0.89)	31 (1.22)	16 (0.63)	32 (1.26)
G1A	39 (1.54)	27 (1.06)	33 (1.30)	18 (0.71)	51 (2.01)
G1½A	55 (2.17)	40 (1.57)	40 (1.57)	22 (0.87)	55 (2.17)
G2A	68 (2.68)	51 (2.00)	42 (1.65)	24 (0.94)	70 (2.76)

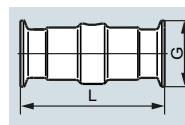
Clamp-on remote seal (screwed gland at both ends) with quick-release clamps

Milk pipe union to DIN 11851 with threaded socket



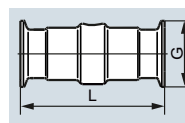
DN	PN	L mm (inch)	G
25	40	110 (4.33)	Rd 52 x 1/6"
32	40	110 (4.33)	Rd 58 x 1/6"
40	40	110 (4.33)	Rd 65 x 1/6"
50	25	110 (4.33)	Rd 78 x 1/6"
65	25	110 (4.33)	Rd 95 x 1/6"

Clamp connection to DIN 32676



DN	PN	L mm (inch)	D mm (inch)
25	16	110 (4.33)	50.5 (2)
32	16	110 (4.33)	50.5 (2)
40	16	110 (4.33)	50.5 (2)
50	16	110 (4.33)	64 (2.52)
65	10	110 (4.33)	91 (3.58)

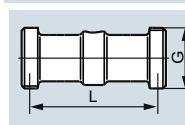
Clamp connection to ISO 2852



DN	PN	L mm (inch)	D mm (inch)
1"	16	110 (4.33)	50.5 (2)
1½"	16	110 (4.33)	50.5 (2)
2"	16	110 (4.33)	64 (2.52)
2½"	16	110 (4.33)	91 (3.58)

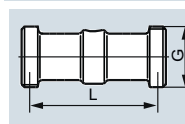
Clamp-on seal with aseptic connection

Aseptic screwed gland to DIN 11864-1, form A, with threaded socket



DN	PN	L mm (inch)	G
1"	40	110 (4.33)	Rd 52 x 1/6"
1½"	40	110 (4.33)	Rd 65 x 1/6"
2"	25	110 (4.33)	Rd 78 x 1/6"

Aseptic screwed NEUMO BioConnect with threaded socket



DN	PN	L mm (inch)	G
25	16	110 (4.33)	M 42 x 2
32	16	110 (4.33)	M 52 x 2
40	16	110 (4.33)	M 56 x 2
50	16	110 (4.33)	M 68 x 2
65	16	110 (4.33)	M 90 x 3

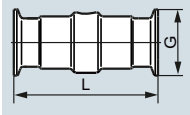
Pressure Measurement

Single-range transmitters for general applications

SITRANS P Compact for gauge and absolute pressure

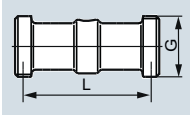
1

Aseptic screwed NEUMO BioConnect with clamp connection, form R



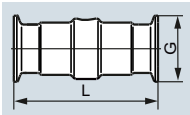
DN	PN	L mm (inch)	D mm (inch)
25	16	110 (4.33)	50.4 (2)
32	16	110 (4.33)	50.4 (2)
40	16	110 (4.33)	64 (2.52)
50	16	110 (4.33)	77.4 (3.05)

Aseptic screwed gland SÜDMO with threaded socket W 501



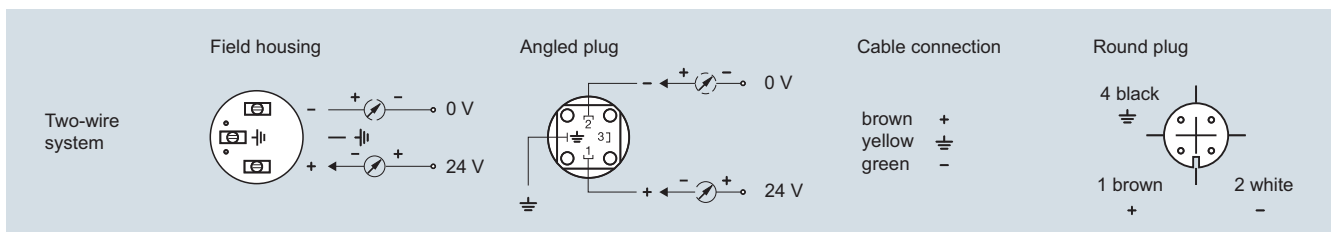
DN	PN	L mm (inch)	G
1"	25	110 (4.33)	Rd 44 x 1/6"
1 1/2"	25	110 (4.33)	Rd 58 x 1/6"
2"	20	110 (4.33)	Rd 78 x 1/6"

Aseptic screwed gland SÜDMO with threaded socket W 601



DN	PN	L mm (inch)	D mm (inch)
1"	16	110 (4.33)	50.5 (2)
1 1/2"	16	110 (4.33)	64 (2.52)
2"	16	110 (4.33)	77.5 (3.05)

Schematics



SITRANS P Compact, connection diagram